

General information about company

Scrip code	524632
Name of the company	SHUKRA PHARMACEUTICALS LIMITED
Whether company is SME	No
Class of Security	Equity Shares
Type of report	Quarterly
Quarter Ended / Half year ended/Date of Report (For Prelisting / Allotment)	31-12-2016
Date of allotment / extinguishment (in case Capital Restructuring selected) / Listing Date	
Shareholding pattern filed under	Regulation 31 (1) (b)

Sr. No.	Particular	Yes/No
1	Whether the Listed Entity has issued any partly paid up shares?	No
2	Whether the Listed Entity has issued any Convertible Securities ?	No
3	Whether the Listed Entity has issued any Warrants ?	No
4	Whether the Listed Entity has any shares against which depository receipts are issued?	No
5	Whether the Listed Entity has any shares in locked-in?	Yes
6	Whether any shares held by promoters are pledge or otherwise encumbered?	No
7	Whether company has equity shares with differential voting rights?	No

Table I - Summary Statement holding of specified securities

Category (I)	Category of shareholder (II)	Nos. Of shareholders (III)	No. of fully paid up equity shares held (IV)	No. Of Partly paid-up equity shares held (V)	No. Of shares underlying Depository Receipts (VI)	Total nos. shares held (VII) = (IV)+(V)+(VI)	Shareholding as a % of total no. of shares (calculated as per SCRR, 1957) (VIII) As a % of (A+B+C2)	Number of Voting Rights held in each class of securities (IX)			Total as a % of (A+B+C)
								No of Voting (XIV) Rights			
							Class eg: X	Class eg:y	Total		
(A)	Promoter & Promoter Group	7	769770			769770	49.17	769770	769770	49.17	
(B)	Public	9715	795905			795905	50.83	795905	795905	50.83	
(C)	Non Promoter-Non Public										
(C1)	Shares underlying DRs										
(C2)	Shares held by Employee Trusts										
	Total	9722	1565675			1565675	100	1565675	1565675	100	





Table I - Summary Statement holding of specified securities

Category (I)	Category of shareholder (II)	No. Of Shares Underlying Outstanding convertible securities (X)	No. of Shares Underlying Outstanding Warrants (Xi)	No. Of Shares Underlying Outstanding convertible securities and No. Of Warrants (Xi) (a)	Shareholding , as a % assuming full conversion of convertible securities (as a percentage of diluted share capital) (XI)= (VII)+ (X) As a % of (A+B+C2)		Number of Locked in shares (XII)		Number of Shares pledged or otherwise encumbered (XIII)		Number of equity shares held in dematerialized form (XIV)
					No. (a)	As a % of total Shares held (b)	No. (a)	As a % of total Shares held (b)			
(A)	Promoter & Promoter Group				49.17		769770	100			769770
(B)	Public				50.83		0	0			705963
(C)	Non Promoter-Non Public										
(C1)	Shares underlying DRs										
(C2)	Shares held by Employee Trusts										
	Total				100		769770	49.17			1475733

Table II - Statement showing shareholding pattern of the Promoter and Promoter Group

Sr.	Category & Name of the Shareholders (I)	Nos. Of shareholders (III)	No. of fully paid up equity shares held (IV)	No. Of Partly paid-up equity shares held (V)	No. Of shares underlying Depository Receipts (VI)	Total nos. shares held (VII) = (IV)+ (V)+ (VI)	Shareholding as a % of total no. of shares (calculated as per SCRR, 1957) (VIII) As a % of (A+B+C2)		Number of Voting Rights held in each class of securities (IX)			Total as a % of Total Voting rights
							Class eg: X	Class eg: y	Total	No of Voting (XIV) Rights		
A	Table II - Statement showing shareholding pattern of the Promoter and Promoter Group											
(1)	Indian											
(a)	Individuals/Hindu undivided Family	4	39000			39000	2.49		39000		39000	2.49
(d)	Any Other (specify)	3	730770			730770	46.67		730770		730770	46.67
	Sub-Total (A)(1)	7	769770			769770	49.17		769770		769770	49.17
(2)	Foreign											
	Total Shareholding											



of Promoter and Promoter Group (A)= (A)(1)+(A)(2)	7	769770	769770	49.17	769770	769770	49.17
---	---	--------	--------	-------	--------	--------	-------

B Table III - Statement showing shareholding pattern of the Public shareholder


(1) Institutions							
(f) Financial Institutions/ Banks	1	12500	12500	0.8	12500	12500	0.8
Sub-Total (B)(1)	1	12500	12500	0.8	12500	12500	0.8
(3) Non-institutions							
(a(i)) Individuals - i. Individual shareholders holding nominal share capital up to Rs. 2 lakhs.	9513	219107	219107	13.99	219107	219107	13.99
(a(ii)) Individuals - ii. Individual shareholders holding nominal share capital in excess of Rs. 2 lakhs.	1	39285	39285	2.51	39285	39285	2.51
(e) Any Other (specify)	200	525013	525013	33.53	525013	525013	33.53
Sub-Total (B)(3)	9714	783405	783405	50.04	783405	783405	50.04
Total Public Shareholding (B)=(B)(1)+(B)(2)+(B)(3)	9715	795905	795905	50.83	795905	795905	50.83

C Table IV - Statement showing shareholding pattern of the Non Promoter- Non Public shareholder

Total (A+B+C2)	9722	1565675	1565675	100	1565675	1565675	100
Total (A+B+C)	9722	1565675	1565675	100	1565675	1565675	100

Table II - Statement showing shareholding pattern of the Promoter and Promoter Group


Sr.	No. Of Shares Underlying Outstanding convertible securities (X)	No. of Shares Underlying Outstanding Warrants (Xi)	No. Of Shares Underlying Outstanding convertible securities and No. Of Warrants (Xi) (a)	Shareholding , as a % assuming full conversion of convertible securities (as a percentage of diluted share capital) (XI)= (VII)+(X) As a % of (A+B+C2)	Number of Locked in shares (XII)		Number of Shares pledged or otherwise encumbered (XIII)	Number of equity shares held in dematerialized form (XIV)
					No. (a)	As a % of total Shares held (b)		
A	Table II - Statement showing shareholding pattern of the Promoter and Promoter Group							
(1)	Indian							



(a)	2.49	39000	100	39000
(d)	46.67	730770	100	730770
Sub-Total (A)(1)	49.17	769770	100	769770
(2) Foreign				
Total Shareholding of Promoter and Promoter Group (A)= (A)(1)+(A) (2)	49.17	769770	100	769770
B	Table III - Statement showing shareholding pattern of the Public shareholder			
(1) Institutions				
(f)	0.8	0	0	12500
Sub-Total (B)(1)	0.8	0	0	12500
(3) Non-institutions				
(a(i))	13.99	0	0	137934
(a(ii))	2.51	0	0	39285
(e)	33.53	0	0	516244
Sub-Total (B)(3)	50.04	0	0	693463
Total Public Shareholding (B)=(B)(1)+ (B)(2)+(B) (3)	50.83	0	0	705963
C	Table IV - Statement showing shareholding pattern of the Non Promoter- Non Public shareholder			
Total (A+B+C2)	100	769770	49.17	1475733
Total (A+B+C)	100	769770	49.17	1475733

Individuals/Hindu undivided Family

Serial No.	1	2	3	4	
Name of the Shareholders (I)	PAYAL SUJAY MEHTA	SUJAY JYOTINDRA MEHTA	ANAR JAYESH PATEL	DAKSHESH RAMESHCHANDRA SHAH	Click here to go back
PAN (II)	ANOPM0250F	AIUPM7977Q	AHYPP8690E	ACEPS7056G	Total
No. of fully paid up equity shares held (IV)	6000	9000	12000	12000	39000
No. Of Partly paid-up equity shares held (V)					
No. Of shares underlying Depository Receipts (VI)					
Total nos. shares held (VII) = (IV)+(V)+ (VI)	6000	9000	12000	12000	



Shareholding as a % of total no. of shares (calculated as per SCRR, 1957) (VIII) As a % of (A+B+C2)	0.38	0.57	0.77	0.77	2.49
---	------	------	------	------	------

Number of Voting Rights held in each class of securities (IX)

Class eg:X	6000	9000	12000	12000	39000
Class eg:y					
Total	6000	9000	12000	12000	39000
Total as a % of Total Voting rights	0.38	0.57	0.77	0.77	2.49

No. Of Shares Underlying Outstanding convertible securities (X)

No. of Shares Underlying Outstanding Warrants (Xi)

No. Of Shares Underlying Outstanding convertible securities and No. Of Warrants (Xi) (a)

Shareholding , as a % assuming full conversion of convertible securities (as a percentage of diluted share capital) (XI)= (VII)+(Xi)(a) As a % of (A+B+C2)	0.38	0.57	0.77	0.77	2.49
--	------	------	------	------	------

Number of Locked in shares (XII)

No. (a)	6000	9000	12000	12000	39000
As a % of total Shares held (b)	100	100	100	100	100

Number of Shares pledged or otherwise encumbered (XIII)

No. (a)


As a % of total Shares held (b)

Number of equity shares held in dematerialized form (XIV)	6000	9000	12000	12000	39000
---	------	------	-------	-------	-------


Reason for not providing PAN

Reason for not providing PAN

Any Other (specify)



Serial No.	1	2	3	
Category	Bodies Corporate	Bodies Corporate	Bodies Corporate	Click here to go back
Name of the Shareholders (I)	PARSHVA TEXCHEM INDIA PRIVATE LTD.	NAVKAR SURGICAL GUJARAT	ANAR PROJECT LIMITED	
PAN (II)	AADCP0756A	AACCN9922B	AAJCA6732F	Total
No. of the Shareholders (I)	1	1	1	3
No. of fully paid up equity shares held (IV)	262770	180000	288000	730770
No. Of Partly paid-up equity shares held (V)				
No. Of shares underlying Depository Receipts (VI)				
Total nos. shares held (VII) = (IV)+(V)+ (VI)	262770	180000	288000	730770
Shareholding as a % of total no. of shares (calculated as per SCRR, 1957) (VIII) As a % of (A+B+C2)	16.78	11.5	18.39	46.67
Number of Voting Rights held in each class of securities (IX)				
Class eg: X	262770	180000	288000	730770
Class eg:y				
Total	262770	180000	288000	730770
Total as a % of Total Voting rights	16.78	11.5	18.39	46.67
No. Of Shares Underlying Outstanding convertible securities (X)				
No. of Shares Underlying Outstanding Warrants (Xi)				
No. Of Shares Underlying Outstanding convertible securities and No. Of Warrants (Xi) (a)				
Shareholding , as a % assuming full conversion of convertible securities (as a percentage of diluted share capital) (XI)= (VII)+(X) As a % of (A+B+C2)	16.78	11.5	18.39	46.67



Number of Locked in shares (XII)

No. (a)	262770	180000	288000	730770
As a % of total Shares held (b)	100	100	100	100

Number of Shares pledged or otherwise encumbered (XIII)

No. (a)


As a % of total Shares held (b)

Number of equity shares held in dematerialized form (XIV)	262770	180000	288000	730770
---	--------	--------	--------	--------

Reason for not providing PAN

Any Other (specify)

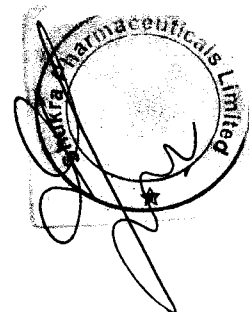
Serial No.	1	2	3	4	5	6	7
Category	NRI – Repat	NRI – Repat	NRI – Repat	NRI – Non-Repatriate	HUF	Clearing Members	Bodies Corporate
Category / More than 1 percentage	Category	More than 1 percentage of shareholding	More than 1 percentage of shareholding	Category	Category	Category	Category
Name of the Shareholders (I)		RENUKA YOGESH PARIKH	YOGESH BIHARILAL PARIKH				
PAN (II)		AOOPP6642R	AQPPP7044L				
No. of the Shareholders (I)	5	1	1	3	49	7	49
No. of fully paid up equity shares held (IV)	500160	250000	250000	14	7397	1949	6725
No. Of Partly paid-up equity shares held (V)							
No. Of shares underlying Depository Receipts (VI)							
Total nos. shares held (VII) = (IV)+(V)+(VI)	500160	250000	250000	14	7397	1949	6725
Shareholding as a % of total no. of shares (calculated as per SCRR, 1957) (VIII) As a % of (A+B+C2)	31.95	15.97	15.97	0	0.47	0.12	0.43
Number of Voting Rights held in each class of securities (IX)							
Class eg: X	500160	250000	250000	14	7397	1949	6725
Class eg:y							
Total	500160	250000	250000	14	7397	1949	6725
Total as a % of							



Total Voting rights	31.95	15.97	15.97	0	0.47	0.12	0.43
No. Of Shares Underlying Outstanding convertible securities (X)							
No. of Shares Underlying Outstanding Warrants (Xi)							
No. Of Shares Underlying Outstanding convertible securities and No. Of Warrants (Xi) (a)							
Shareholding , as a % assuming full conversion of convertible securities (as a percentage of diluted share capital) (XI)= (VII)+(X) As a % of (A+B+C2)	31.95	15.97	15.97	0	0.47	0.12	0.43
Number of Locked in shares (XII)							
No. (a)	0	0	0	0	0	0	0
As a % of total Shares held (b)	0	0	0	0	0	0	0
Number of equity shares held in dematerialized form (XIV)	500160	250000	250000	14	7397	1949	6724
Reason for not providing PAN							
Reason for not providing PAN							

Any Other (specify)

Serial No.	8	
Category	Employees	
Category / More than 1 percentage	Category	
Name of the Shareholders (I)		Click here to go back
PAN (II)		Total
No. of the Shareholders (I)	87	200
No. of fully paid up equity shares held (IV)	8768	525013
No. Of Partly paid-up equity shares held (V)		



No. Of shares
underlying
Depository
Receipts (VI)

Total nos. shares
held (VII) = 8768 525013
(IV)+(V)+ (VI)

Shareholding as
a % of total no.
of shares
(calculated as
per SCRR,
1957) (VIII) As
a % of
(A+B+C2)

0.56 33.53

Number of Voting Rights held in each class of securities (IX)

Class eg: X 8768 525013

Class eg:y

Total 8768 525013

Total as a % of
Total Voting 0.56 33.53
rights

No. Of Shares
Underlying
Outstanding
convertible
securities (X)

No. of Shares
Underlying
Outstanding
Warrants (Xi)

No. Of Shares
Underlying
Outstanding
convertible
securities and
No. Of Warrants
(Xi) (a)

Shareholding ,
as a % assuming
full conversion
of convertible
securities (as a
percentage of 0.56 33.53
diluted share
capital) (XI)=
(VII)+(X) As a
% of (A+B+C2)

Number of Locked in shares (XII)

No. (a) 0 0

As a % of total 0 0
Shares held (b)

Number of
equity shares
held in 0 516244
dematerialized
form (XIV)

Reason for not providing PAN

Reason for not
providing PAN

